



LED PRODUCT CATALOG

# Balanced Spectrum LEDs

Specifically Designed for  
**RETAIL MERCHANDISING**



THE ONLY LED THAT BRINGS OUT THE  
**TRUE COLOR**  
OF YOUR DISPLAYS



## True Color LEDs That Create Vibrant Retail Displays

Put your products in the spotlight!

Retail environments evoke certain perceptions and lighting is one of the biggest influencers. Using Promolux Merchandising LEDs creates visually stunning displays and ensures your products get noticed!

Lighting also contributes to the overall appeal, comfort and visual quality of a retail store and therefore, proper care and consideration must be given to ensuring the correct lighting is used.

Lighting plays a crucial role in merchandising, from attracting customers, to enabling the evaluation of merchandise and facilitating the sale. Lighting also contributes to the overall appeal, comfort and visual quality of a retail store and therefore, proper care and consideration must be given to ensuring the correct lighting is used.



### SEEING IS BELIEVING...

Promolux Premium White Merchandising LEDs clearly show the subtle shade differences in clothing and different types of makeup and cosmetics, creating vibrant, colorful displays. Jewelry sparkles and pops and artwork is shown the way the artists intend. Promolux LEDs deliver the correct balance of light and color for clear and crisp looking displays.



Ordinary  
LED



Promolux  
Balanced Full  
Spectrum LED

For more information please visit our website or contact us:

[led.promolux.com](http://led.promolux.com) • [info@promolux.com](mailto:info@promolux.com) • 1.250.743.1222 • 1.800.519.1222




## IT'S AS SIMPLE AS CHANGING YOUR BULBS!



### TABLE OF CONTENTS

	<b>PLUG-N-PLAY LED</b>	<b>4</b>
	<b>FLEXIBLE TAPE LED</b>	<b>5</b>
	<b>SLIMLINE BAR LED</b>	<b>6</b>
	<b>SLIMLINE WEDGE LED</b>	<b>7</b>
	<b>T8 LED</b>	<b>8</b>
	<b>T5 LED</b>	<b>9</b>
	<b>LOW PROFILE STICK LED</b>	<b>10</b>
	<b>TRACK HEAD LED</b>	<b>11</b>
	<b>PAR38 &amp; PAR30 LED</b>	<b>12</b>
	<b>MR16 &amp; GU10 LED</b>	<b>13</b>

# PLUG-N-PLAY T8 LED



## IDEAL FOR

Replacing all types of T8 fluorescents without changing any electrical wiring. They work with your electronic ballasts. Fastest ROI based on energy saved

## SPECIFICATIONS

G13 Bi-Pin Rotatable & Locking End-Caps  
Plug-n-Play (no wiring changes)  
Replaces T8 Fluorescent Tubes  
Double End Power Input (Polar) - Plug-N-Play  
Single End Power Input (Polar) - Direct Wired  
134° Beam Angle  
Works with T8 Electronic Ballasts (American)  
UL Conforming  
High Brightness/ 80 CRI  
Up to 60% Energy savings  
Average 50,000 Hours Life Span



Size	Model Number	Watts	Type	Length (mm) (Nominal)	Length (in) (Nominal)	Replaces Fluorescent	Lumens	Lumens per Watt	Color
2ft	T8PNP-PW-24C+*	8	Canopy	600	24	F17 T8	880	110	Premium White
3ft	T8PNP-PW-36C+	14	Canopy	900	36	F25 T8	1582	113	Premium White
4ft	T8PNP-PW-48C+	18	Canopy	1200	48	F32 T8	2070	115	Premium White
5ft	T8PNP-PW-60C+*	22	Canopy	1500	60	F40 T8	2508	114	Premium White
3ft	T8PNP-PW-36S+	7	Shelf	900	36	F25 T8	791	113	Premium White
4ft	T8PNP-PW-48S+	9	Shelf	1200	48	F32 T8	1035	115	Premium White
5ft	T8PNP-PW-60S+	11	Shelf	1500	60	F40 T8	1243	113	Premium White

\*Stock with original model numbers available while supplies last.



www.promolux.com • info@promolux.com • 1.250.743.1222 • 1.800.519.1222

Specifications subject to change without notice. Contact us for more information.



# FLEXIBLE TAPE LED



**WORKS WITH  
EXTERNAL LED DRIVER**  
(24V Constant Voltage)  
*Sold Separately*



## IDEAL FOR

Curved glass display cases, freezer & cooler doors, display cases with tight space requirements, corners, shelves, cosmetic counters, makeup & jewelry displays

## SPECIFICATIONS

Available in 16ft (5m) Rolls  
Dimmable  
IP67  
SMD 2835 LED  
60W (16ft/5m Roll)  
12W/m  
385lm/f  
Cutttable (Marked on LED Tape)  
Joinable (Using Connector)  
120° Beam Angle  
24V Driver/Transformer  
Rated life: 50 000 hrs  
Voltage input: DC 24V

Model Number	Watts	Lumens (16ft Roll)	Lumens per Watt	Color
FLEX24-PL-60-16	60	6160	103	Platinum
FLEX-PW-16-55 (12V)	55	5280	96	Premium White
FLEX24-RW4-60-16	60	6160	103	RW4

## ACCESSORIES

### Included



1. Female DC 5mm Power Cord
2. Silicone End-Cap
3. Silicone Mounting Clip
4. Connector
5. M to F DC 5mm Power Splitter
6. M to F 39" DC 5mm Extnsn Cord
7. M to F 8" DC 5mm Extnsn Cord
8. Corner Connector
9. Male DC 5mm Cord

### Optional Purchase



## OPERATING CONDITIONS

Secures With: 3M™ High-Strength Acrylic Adhesive 300LSE  
Storage temperature: -40°C to 80°C  
Operating Temperature: -25°C to 60°C  
Working Voltage: DC 24V  
Installation surface must be smooth, clean & dry  
Do not exceed 16ft length per DC 24V Driver



# SLIMLINE BAR LED



Driver:  
UL US  
E477240



**WORKS WITH  
EXTERNAL LED DRIVER**  
(24V Constant Voltage)  
Sold Separately

## IDEAL FOR

Cove, shelf and under-shelf lighting,  
along the edge of mullions, doors or  
cabinets, vertical as well horizontal  
alignment



## SPECIFICATIONS


Connectable in a Series  
up to 150W  
IP65  
CRI: > 80  
Power Factor: > 0.9  
Rated Life: 50 000 hrs  
Voltage Input: 24V  
Chips: 2835  
Color: Platinum

Size	Model Number	Watts	Type	Length (mm) (Nominal)	Length (in) (Nominal)	Lumens	Lumens per Watt
1ft	SB-PW-10C	4	Canopy	254	10	310	78
2ft	SB-PW-22C	11	Canopy	549	22	860	78
3ft	SB-PW-34C	16	Canopy	849	34	1300	81
4ft	SB-PW-46C	22	Canopy	1149	46	1800	82
5ft	SB-PW-58C	28	Canopy	1449	58	2200	80
3ft	SB-PW-34S	11	Shelf	849	34	1080	98
4ft	SB-PW-46S	14	Shelf	1149	46	1320	94


## ACCESSORIES

1. Mounting Screws
2. 0° Mounting Clip
3. 30° Mounting Clip
4. 45° Mounting Clip
5. 60° Mounting Clip
6. Mounting Magnets
7. Power Cord
8. Connector Cord/Jumper
9. M to F DC 5mm Power Splitter
10. M to F 39" DC 5mm Extnsn Cord
11. M to F 8" DC 5mm Extnsn Cord

### Included

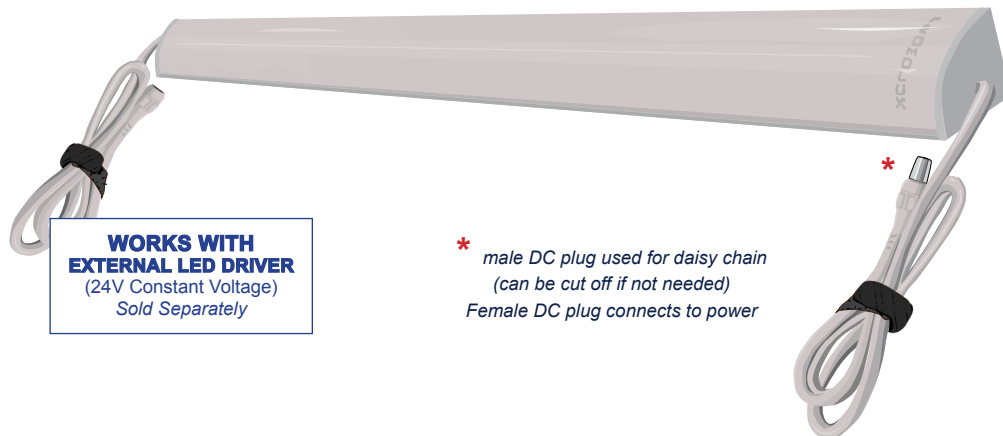


### Optional Purchase



www.promolux.com • info@promolux.com • 1.250.743.1222 • 1.800.519.1222

Specifications subject to change without notice. Contact us for more information.



**WORKS WITH  
EXTERNAL LED DRIVER**  
(24V Constant Voltage)  
Sold Separately

\* male DC plug used for daisy chain  
(can be cut off if not needed)  
Female DC plug connects to power

**SLIMLINE  
WEDGE LED**

CE
ETL
RoHS
UL
US

Driver:  
E477240



## IDEAL FOR

Cove, shelf and under-shelf lighting, along the edge of mul-  
lions, doors or cabinets, vertical  
as well horizontal alignment

## SPECIFICATIONS

IP44  
CRI: > 80  
Power Factor: > 0.9  
Rated Life: 50 000 hrs  
Voltage Input: 24V  
Chips: 2835  
Color: Platinum

Size	Model Number	Watts	Type	Length (mm) (Nominal)	Length (in) (Nominal)	Lumens	Lumens per Watt
1ft	SW-PW-10C	4	Canopy	254	10	310	78
2ft	SW-PW-22C	11	Canopy	549	22	860	78
3ft	SW-PW-34C	16	Canopy	849	34	1300	81
4ft	SW-PW-46C	22	Canopy	1149	46	1800	82
5ft	SW-PW-58C	28	Canopy	1449	58	2200	80
3ft	SW-PW-34S	11	Shelf	849	34	1080	98
4ft	SW-PW-46S	14	Shelf	1149	46	1320	94

## ACCESSORIES

1. Female DC 5mm Power Cord
2. Silicone End-Cap
3. Silicone Mounting Clip
4. Connector
5. M to F DC 5mm Power Splitter
6. M to F 39" DC 5mm Extnsn Cord

### Included




### Optional Purchase



# T8 EXTERNAL DRIVER LED



**WORKS WITH  
EXTERNAL LED DRIVER**  
(24V Constant Voltage)  
Sold Separately



## IDEAL FOR

Replacing T8 & T12 fluorescent where the ballast is changed to an external LED driver

## SPECIFICATIONS

G13 Bi-Pin Rotating & Locking End-Caps  
External Power Supply (External Driver)  
IP55  
Replaces T8 Fluorescent Tubes  
Double End Power Input (Polar)  
185° Beam Angle  
DC 24V  
UL Conforming  
High Brightness/ 80 CRI  
Up to 60% Energy savings  
Average 50,000 Hours Life Span  
5 Year Warranty



Size	Model Number	Watts	Type	Length (mm) (Nominal)	Length (in) (Nominal)	Replaces Fluorescent	Lumens	Lumens per Watt	Color
18"	T8-PW-18C+*	7	Canopy	450	18	F15 T8	785	115	Premium White
2ft	T8-PW-24C+*	9	Canopy	600	24	F17 T8	880	110	Premium White
3ft	T8-PW-36C+*	14	Canopy	900	36	F25 T8	1582	113	Premium White
4ft	T8-PW-48C+*	18	Canopy	1200	48	F32 T8	2070	115	Premium White
5ft	T8-PW-60C+*	22	Canopy	1500	60	F40 T8	2508	114	Premium White
3ft	T8-PW-36S+*	7	Shelf	900	36	F25 T8	791	113	Premium White
4ft	T8-PW-48S+*	9	Shelf	1200	48	F32 T8	1035	115	Premium White


\*Stock with original model numbers available while supplies last.



www.promolux.com • info@promolux.com • 1.250.743.1222 • 1.800.519.1222

Specifications subject to change without notice. Contact us for more information.





## T5 EXTERNAL DRIVER LED



**WORKS WITH  
EXTERNAL LED DRIVER**  
(24V Constant Voltage)  
*Sold Separately*



### IDEAL FOR

Locations where T5 fluorescents are being replaced with LEDs

### SPECIFICATIONS

G5 Bi-Pin End-Caps  
External Power Supply (External Driver)  
IP55  
Replaces T5 Fluorescent Tubes  
Double End Power Input (Polar)  
180° Beam Angle  
DC 24V  
UL Conforming  
High Brightness/ 80 CRI  
Up to 60% Energy savings  
Average 50,000 Hours Life Span  
5 Year Warranty

Size	Model Number	Watts	Type	Length (mm) (Nominal)	Length (in) (Nominal)	Replaces Fluorescent	Lumens	Lumens per Watt	Color
1ft	T5-PW-10C+*	7	Canopy	249	10	F8 T5	785	115	Premium White
2ft	T5-PW-22C+*	8	Canopy	549	22	F14 T5	880	110	Premium White
3ft	T5-PW-34C+*	10	Canopy	849	34	F21 T5	1582	113	Premium White
4ft	T5-PW-46C+*	15	Canopy	1149	46	F28 T5	2070	115	Premium White
5ft	T5-PW-58C+*	20	Canopy	1449	58	F35 T5	2508	114	Premium White
3ft	T5-PW-34S+*	5	Shelf	849	34	F21 T5	791	113	Premium White
4ft	T5-PW-46S+*	8	Shelf	1149	46	F28 T5	1035	115	Premium White

\*Stock with original model numbers available while supplies last.

# LOW PROFILE STICK LED



**WORKS WITH  
EXTERNAL LED DRIVER**  
(24V Constant Voltage)  
*Sold Separately*



Some stock available with male DC end or bare wire end. Contact us for details.

## ACCESSORIES

### Included



### Optional Purchase



## IDEAL FOR

Locations where currently there are no linear fluorescents and a hard wired high IP solution is preferred

## SPECIFICATIONS

For New Equipment or Retrofit  
IP65

Single End Power Input with Wire Lead

180° Beam Angle - Rotatable 360°

DC 24V

UL Conforming

High Brightness/ >80 CRI

Up to 60% Energy savings

Average 50,000 Hours Life Span

External Power Supply (External Driver)

5 Year Warranty



Size	Model Number	Watts	Type	Length (mm) (Nominal)	Length (in) (Nominal)	Lumens	Lumens per Watt	Color
1ft	LS-PW-10C+*	7	Canopy	249	10	785	115	Premium White
2ft	LS-PW-22C+	8	Canopy	549	22	880	110	Premium White
3ft	LS-PW-34C+	10	Canopy	849	34	1582	113	Premium White
4ft	LS-PW-46C+	15	Canopy	1149	46	2070	115	Premium White
5ft	LS-PW-58C+*	20	Canopy	1449	58	2508	114	Premium White
3ft	LS-PW-34S+	5	Shelf	849	34	791	113	Premium White
4ft	LS-PW-46S+	8	Shelf	1149	46	1035	115	Premium White

\*Stock with original model numbers available while supplies last.



www.promolux.com • info@promolux.com • 1.250.743.1222 • 1.800.519.1222

Specifications subject to change without notice. Contact us for more information.



## IDEAL FOR

Supermarkets, Grocery & Convenience Stores, Delicatessens, Restaurants, General Merchandising, Art, Clothing, and Jewelry

## SPECIFICATIONS

Proprietary CCT Options: 3000K, 4000K, 5000K  
 Energy Star, ETL, and UL Certification  
 23W, 36W, 45W  
 CRI: > 90 (depending on CCT option)  
 Optional Dimmable Driver: 100% to 10%  
 High Power Factor: Over 0.95  
 Anti-glare Lens  
 White, Black, and Silver Finish  
 Cree COB Chips  
 Voltage : AC 120V, AC240V, AC100-240V  
 Beam Angle: 24°, 38°, 60°  
 Compatible Track Systems: Halo, Juno, Lightolier



Model Number	Track Compatibility <sup>1</sup>	Finish <sup>2</sup>	Wattage <sup>3</sup>	Color <sup>4</sup>	Beam
TR5-HALO-BLK-45-PW-4-24	Halo	Black	45	Premium White	24°
TR5-HALO-BLK-45-PW-4-38	Halo	Black	45	Premium White	38°
TR5-HALO-BLK-45-PW-4-60	Halo	Black	45	Premium White	60°
TR5-HALO-WHT-45-PW-4-24	Halo	White	45	Premium White	24°
TR5-HALO-WHT-45-PW-4-38	Halo	White	45	Premium White	38°
TR5-HALO-WHT-45-PW-4-60	Halo	White	45	Premium White	60°

1. Juno & Lightolier Compatible Track Heads also available
2. 23W & 36W Track Heads also available
3. Silver finish also available
4. Premium White, HD35 & Euro Color Formulas also available



# PAR38 & PAR30 LED



**PAR 30**  
15W



**PAR 38**  
20W



## IDEAL FOR

Replacing PAR lamps as well as MR16 and GU10, and for locations that need additional light from high ceilings

## SPECIFICATIONS

Superior Thermal Management  
COB Technology  
Long life: 3 Year Warranty  
Reduce Energy Consumption up to 76%  
Lasts up to 20 times longer than halogen  
Instant full light output & stable color  
120 V - 240 V



**PAR 30 9W**

(Available while supplies last)



**PAR 38 13W**

(Available while supplies last)



Model Number	Watts	Power Factor	Lumens	Color
PAR38-PL-4101	13	>0.9	1060	Platinum
PAR38-PW-0101	13	>0.9	1060	Premium White
PAR38-PL-4102	20	>0.9	1630	Platinum
PAR38-PW-0102	20	>0.9	1630	Premium White
PAR30-PL-4101	9	>0.9	730	Platinum
PAR30-PW-0101	9	>0.9	730	Premium White
PAR30-PL-15	15	>0.9	1200	Platinum
PAR30-PW-15	15	>0.9	1200	Premium White



www.promolux.com • info@promolux.com • 1.250.743.1222 • 1.800.519.1222

Specifications subject to change without notice. Contact us for more information.



**GU10**

**MR16**

## GU10 & MR16 LED



### IDEAL FOR

Replacing MR16 and GU10 lights and where additional color corrected accent or task lighting is needed

### SPECIFICATIONS

UV & IR free  
Mercury & Lead Free  
Excellent Color Quality  
Superior Thermal Management  
COB Technology  
Long life: 3 Year Warranty  
Reduce Energy Consumption up to 76%  
Lasts up to 20 times longer than halogen  
No Warm up time  
Instant full light output & stable color

Model Number	Watts	Lumens	Color
GU10-PL-24-7	7	630	Platinum
GU10-PL-4101**	5	450	Platinum
GU10-PW-24-7	7	630	Premium White
MR16-PL-24-7	7	630	Platinum
MR16-PL-4101 **	5	450	Platinum
MR16-PW-24-7	7	630	Premium White

**\*\*Available while supplies last**




**CUSTOMIZABLE  
OPTIONS**



WE SPECIALIZE IN  
CUSTOM COLORS  
FOR APPLICATIONS  
WHERE COLOR IS  
**CRITICAL**

- Unique high definition colors with saturated CCT from 2500K to 6500K
- Rigid LED sticks, T8 or T5 LED tubes
- All sizes - including non-standard sizes from 12" to 96"
- PAR LEDs, spots, down lights and other accent lighting
- Customized lumen per foot for shelf lighting
- IP 65 and higher
- 5 Year Warranty
- DLC, UL, CE, VDE, CUL Certifications and LM79 & LM80 reports
- Food-specific and non-food applications

**PROMOLUX**



**PLEASE CONSULT US FOR YOUR SPECIAL REQUIREMENTS  
AS WELL AS ON-GOING PRODUCT AND SPECIFICATION UPDATES**





For over 30 years Market Group Ventures has produced innovative retail solutions that save energy as well as protect and prolong the shelf life of perishable foods. Market Group Ventures is a global company with facilities, distribution centers and offices in North America and Europe, and services more than 30 countries worldwide.

Some of our customers include:



[www.promolux.com](http://www.promolux.com) • [info@promolux.com](mailto:info@promolux.com) • 1.250.743.1222 • 1.800.519.1222

Distributed by: